



God Prepares Israel for the Covenant

Exodus 19



LESSON GOAL

Students will praise and respect God for His holiness and gracious presence.

LESSON OBJECTIVE

Students will be able to

- Explain both the rules and the promise of the covenant.
- Explain why Israel was not allowed on Mount Sinai.
- List God's commands to Israel to prepare for His presence.
- Describe how God showed Himself on Mount Sinai.

KEY VERSE

“Now therefore, if you will indeed obey My voice and keep My covenant, then you shall be a special treasure to Me above all people; for all the earth is Mine”
(Exodus 19:5).

APPLICATION

- Fear and respect God because He is holy.
- Obey God's Word with all your heart.
- Thank God for making people His treasure.
- Pursue a relationship with the Father through Jesus Christ.

NEXT WEEK

God Gives the Ten Commandments
Read Exodus 20:1–21.

Symbol Key



Memory Verse



Object Lesson



Game



Visual Aid



Activity



Q & A



Work Sheet

PREPARE WITH THE TRUTH

“Therefore you shall lay up these words of mine in your heart and in your soul.... You shall teach them to your children” (Deuteronomy 11:18–19).

Please take time to prepare your mind and heart to accurately handle the truths of God’s Word (2 Tim. 2:15). Read through the Bible background and study the truths contained in this lesson. Crucial background information is included here to aid you in understanding the Scripture.

Bible Background

In the three months following the exodus from Egypt, God had done amazing things for His people. He had continually directed their journeys by the pillar of cloud and fire. He had parted the Red Sea and destroyed the Egyptian army. He had miraculously provided water twice and manna daily. He also had given them their first victory in battle (Ex. 17:8–15). Through these times, God patiently taught the people of Israel to depend on Him and cling to His word. Three months after Israel left Egypt, God was on the verge of making His covenant with them. But first, Israel needed to be prepared for the covenant. God prepared the people by introducing the covenant to them, by giving them three days to prepare, and by powerfully revealing Himself.

Introduction to the Covenant

After a nearly three-month-long journey, God brought the people of Israel to the Wilderness of Sinai, located in the southern part of the Sinai Peninsula. There they camped before Mount Sinai (also called Mount Horeb), the same mountain where Moses had seen the burning bush. How faithful God had been! When Moses had seen the burning bush, God had said to him, “When you have brought the people out of Egypt, you shall serve God on this mountain” (Ex. 3:12). Just as God had promised, He used Moses to deliver the Israelites, and once again, Moses was serving God on Mount Sinai.

After Moses went up the mountain, God gave him a message to proclaim to the people of Israel (Ex. 19:4–6). God told the Israelites, “You have seen what I did to the Egyptians, and how I bore you on eagles’ wings and brought you to Myself” (19:4). God first reminded the Israelites of how He had cared for them. Being borne on eagles’ wings refers to how mother eagles fly beneath their young in order to catch them in case they fail their first attempts at flight. God had continually shown Israel their inability to care for themselves. He took their weaknesses as opportunities to show His strength. Although they were unworthy of such love, God had been faithful to them.

After reminding the people of His faithfulness, God revealed His future plan for them. Through Moses, God announced that Israel would be a “special treasure to Me above all people; for all the earth is Mine. And you shall be to Me a kingdom of priests and a holy nation” (Ex. 19:5–6). Although all people belong to God, God would take Israel to be His special treasure and deal with them with a special love. Being His treasure included two specific privileges. God would make them into a kingdom of priests. Through the covenant He was about to make with Israel, God established Himself as king over His people. But unlike other kingdoms, this was to be a kingdom of priests, where every person would seek to live as set apart unto God. Israel would have the unique role of being a mediatory nation between other nations and God. Closely connected is God’s proclamation that they would be a

Additional Reference Materials

Moses and the Gods of Egypt: Studies in Exodus
by John J. Davis

The MacArthur Study Bible by John MacArthur

holy nation. They were to be so different from the surrounding pagan nations that God would bring glory to Himself through their obedience and consecration. What a privilege Israel had to have been chosen by God to bring Him glory among all people!

God's plan for Israel was dependent upon two conditions: they were to obey His voice and keep His covenant (Ex. 19:5). The two phrases are closely connected. Obeying God's voice included heeding God's revelation and taking seriously His commands. Keeping His covenant included not necessarily obeying perfectly but the desire and effort to stay far away from sin. God had great plans for Israel's future, but the plans required Israel's attention and devotion. God's Word had to be their chief concern, the highlight of their hearts. God summarized the need for unrivaled love for Him in these two commands: to obey His voice and to keep His covenant. Moses descended the mountain and revealed God's command and promise to the people. The people answered, "All that the LORD has spoken we will do" (Ex. 19:8). The covenant God made sounded good to the people. They desired the special place in God's plan and promised to obey His voice and keep His commands.

Preparation for the Covenant

When Moses brought the people's response back to God, God gave Moses instructions to give to the people. God was going to "come down upon Mount Sinai in the sight of all the people" (Ex. 19:11). He was not going to give Moses the covenant in secret but wanted the people to hear when He spoke with Moses and believe that God had really given the covenant (Ex. 19:9). Being so close to a special manifestation of God required special preparation. Although the people were eager to be God's holy nation, they needed to reflect on the holiness of God. They were to be especially consecrated and sanctified for three days. To prepare themselves, the people were to wash their clothes and husbands and wives were to refrain from sex (Ex. 19:10, 15). The clean clothes and refraining from sex were physical reminders of how they should be preparing their hearts for seeing God.

But no outward preparation could make them clean enough to be before God's presence. Moses was commanded to set a boundary around the mountain to prevent the people from going up the mountain or even touching its base (Ex. 19:12). If anyone, whether man or animal, broke the command, they were to be stoned or shot with arrows. God showed the seriousness of His coming presence by demanding the death penalty (19:12–13). God was protecting the people and teaching them to fear His holiness.

Revelation before the Covenant

Exodus 19:16–20 relates what the people experienced when God came down upon the mountain. There was thunder and lightning and a thick cloud on the mountain. The people heard such loud trumpets that they trembled (19:16). God descended upon the mountain in fire. Immense clouds of smoke arose, and the mountain quaked (19:18). The trumpets grew louder and louder, and then Moses spoke to God. The millions of Israelites, standing before the mountain but not going beyond the boundary, heard God answer. God's response, in the midst of such awesome power, clearly revealed that Moses was a faithful mediator, chosen by God to receive and deliver the covenant.

The Lord called Moses up to the mountain. He commanded Moses to go back down and warn the people to not break through the boundary in order "to gaze at the Lord" in case "many of them perish" (19:20–21). He also warned the priests to be truly consecrated, "lest the LORD break out against them" (19:22). Moses

thought the warning was unnecessary and told God so. (How amazing that Moses, in the midst of God's awesome power, would question God!) The Lord told Moses to obey, to bring back Aaron, and to warn the people to not break through the boundary! Upon Moses' return, He would be given the covenant for Israel.

God revealed Himself in such a powerful way that even Moses said, "I am exceedingly afraid and trembling" (Heb. 12:21). God revealed the awesomeness of His holiness so that the Israelites might understand the implications of the covenant they were about to enter. God had an amazing plan for His "treasured possession"; holy Israel would be a testimony of God's holiness. By seeing how the Israelites lived and how God had entered into a covenant with them, the nations would glorify God for His righteousness, goodness, and mercy.

Believers also have entered into a covenant with God. But in contrast, the author of Hebrews says, "You have not come to the mountain that may be touched and that burned with fire, and to blackness and darkness and tempest, and the sound of a trumpet and the voice of words, so that those who heard it begged that the word should not be spoken to them anymore" (Heb. 12:18–19). While we should be in awe of God as He revealed Himself on Mount Sinai, we must not forget God as revealed at Calvary. The sky darkened and the ground shook when Jesus died, but there was something even more terrifying revealed, more terrifying than God's presence at Mount Sinai. The incredible weight of our sins was placed on Christ, and in His death, we see that our sin had been a boundary stronger than that which surrounded Mount Sinai. Mount Sinai is minor compared to the awesome holiness of God revealed in sacrificing His own Son.

Because of the awesomeness of God's grace, we do not come to the terrifying mountain of Sinai, but to "Mount Zion and to the city of the living God, the heavenly Jerusalem...to God the Judge of all...to Jesus the Mediator of the new covenant" (Heb. 12:22–24). Through the sacrifice of Christ, we have entered God's presence. While not forgetting the awesomeness of God at Sinai, we have the privilege of coming to a much better mountain, the heaven pictured as Mount Zion, where all true believers will be for eternity.

Like God's covenant with Israel, our covenant comes with stipulations. God has determined that all the inhabitants of heaven be on earth "a chosen generation, a royal priesthood, a holy nation, His own special people, that you may proclaim the praises of Him who called you out of darkness into His marvelous light" (1 Pet. 2:9). God has done far more than bring us out of Egypt; He has brought us out of darkness and into the light! In view of His mercy, we must be holy, embracing the character of God in all our actions, thoughts, and words. In so doing, we will be a royal priesthood and a holy nation that will have the special privilege of bearing God's glory among the lost.

POINT TO THE TRUTH

"Give ear, O my people, to my law; incline your ears to the words of my mouth"
(Psalm 78:1).

This section includes questions to review last week's lesson and ideas to prepare students for this week's lesson. Choose from the following ideas to point to the truths of this lesson.



Review Questions

Use these questions to review and reinforce key truths.

In what ways did Israel grumble after they left Egypt?
They grumbled about not having enough water and food.

How should they have approached God?
They should have come to Him in humility and trust.

How did the Lord show His patience and goodness?
By providing water and manna and by overlooking their sin.

How did God test Israel's obedience?
By watching to see if they would follow His directions about collecting manna.

Did the people obey God's directions?
Some did not. If they did not obey, they would go hungry.



The Covenant Tripod

The covenant made at Sinai is sometimes a difficult concept for children to understand. It can be visualized using three legs of a tripod. One leg represents God's commitment to the covenant (Ex. 19:5–6). The second leg represents Israel's commitment to the covenant (Ex. 19:8), and the third leg represents the terms of the covenant (Ex. 20). In the same way that a tripod needs all three of its legs to stand, so the covenant made at Sinai needed all three elements in order to be valid. You may want to introduce one of these legs each week, explaining its significance, and return to the tripod later to show how Israel's sin resulted in the covenant being broken.



Preparing the Young for Maturity

Bring in pictures, books, videos, or articles that show different ways in which parents (animals and humans) prepare their young to go off on their own. Parents, whether they are eagles, grizzly bears, opossums, or humans, all have ways to teach their young how to survive and live on their own. Discuss and show examples of the various ways this is accomplished. In today's Bible lesson, we will see how God prepares His people to live as He designed them. They are to be holy and reflect His glory. They are to be set apart as special for all the people of the world to recognize.



Holy and Powerful

Bring in pictures of lightning storms or of the aftermath of an earthquake. Show them to the students. Ask the students if they have ever felt an earthquake or seen lightning. Have them take turns telling you about it. If you have experienced an

earthquake or a terrible thunderstorm, tell the students about it. Emphasize how scary it is to go outside during one of these events. In today's Bible lesson, we will learn about God causing both earthquakes and thunderstorms on Mount Sinai. That is where God gave Moses the Ten Commandments. The people of Israel were told to stay back from the mountain because God's presence would destroy them.



A Special Possession

Ask students if they have a special possession, and have them share what those special possessions are. Bring in some of your own special possessions. Show the students. Ask them to imagine that their special possession ran away or started to spit at them. What would they do? God had a special possession. Ask students whether they can figure out what it is. In today's lesson we are going to learn about something He wanted to treat as a special possession.

PROCLAIM THE TRUTH

"Telling to the generation to come the praises of the LORD, and His strength and His wonderful works that He has done" (Psalm 78:4).

This section includes the Bible lesson, lesson questions, and praise and worship ideas. Song suggestions are included to use during worship time. Use the lesson questions to check the students' understanding. This section also includes various presentation ideas to use during the teaching time. Read the Bible passage several times before you read these pages. All teaching should be done directly from the Bible.

Bible Lesson

Reading of the Text

Read Exodus 19:1–20.

Introduction

God had been so faithful to Israel. He had rescued them from Egypt, brought them through the Red Sea, guided them with the cloud and fire, and miraculously provided them with food and water. Now Israel had come to Mount Sinai, where God had first revealed Himself to Moses in the burning bush. During their months in the wilderness, God was teaching the people to trust and follow His word. That teaching would be of vast importance because God was about to make a covenant with His people, Israel. God was going to give Israel the very special promise of becoming His treasure. Before God entered into that special covenant, He taught the people about the seriousness of who He was by having the people prepare themselves for His presence and by awesomely revealing that presence on Mount Sinai. The promise of the covenant and the presence of God on Mount Sinai are among the most unforgettable parts of the Old Testament.



Leadoff Questions (LOQs)

LOQ: Does anyone remember what a covenant is? What are some covenants we have learned about?

Answer: A covenant is an agreement or a promise. When two people make an

agreement or covenant, each person is promising to do his part and be faithful to fulfill his duties. God made covenants with Noah and Abraham.

LOQ: What did God remind the Israelites about Himself?

Answer: God reminded Israel what He had done against the Egyptians and for Israel. God's past goodness to Israel was His introduction to the covenant. [See background for explanation of eagles' wings.] God is trustworthy and will keep His covenant.

LOQ: In verse 5, what two things did God require of the people?

Answer: God required the people to obey His voice and keep His covenant. Both words, *obey* and *keep*, have less to do with perfect obedience and more do with a heart's desire. Obeying God's voice and keeping His covenant means that God's standards are more important than anything else, even when they are hard to keep. We show that we love God with all our hearts by obeying and keeping His covenant. When we break His commands and disobey, we show that we do not love Him as we should.

LOQ: What were the three benefits promised in this covenant?

Answer: (1) Israel would be a special treasure among all the people. The entire earth belongs to God, but He entered into this special relationship only with Israel. They would be His precious possession, His favorite people. (2) They would be a kingdom of priests. A priest is separated from the people to serve God. He is a picture of God's holiness and leads the people to God. When Israel obeyed, they would be like a priest to the nations. They would show who God is and lead the nations to God. (3) They would be a holy nation. They would be different. The other nations would have a man for a king, but Israel would have God as their King. The other nations were filled with violence, wickedness, and sin, but Israel would be filled with righteousness and purity.

LOQ: First Peter 2:9 presents "holy nation" and "royal priesthood" as pictures of the church. If you are saved, how can you show that you belong to a holy nation? If you are saved, how can you be like a priest, leading people to God?

Answer: Obedience and holiness. [Students should give various examples: love your neighbors, be holy, witness, etc.]

LOQ: Did the people want to enter into this relationship with God?

Answer: Yes; the people promised to do all that God had said.

LOQ: What does *consecrate* mean?

Answer: To be set apart, separate, holy.

LOQ: The Israelites were to consecrate themselves in order to meet God. How were they to do this?

Answer: In Exodus 19:10, Moses is told to tell the Israelites to wash their clothes. Washing your clothes gets out the dirt, the filthy stuff. The washing of clothes symbolized purity. Sin had made them dirty, and this showed that they wanted to be cleansed from their sin. In verse 12, Moses was told to set boundaries for the people to keep them from coming too close to Mount Sinai.

LOQ: Who was going to come down on Mount Sinai?

Answer: The Lord.

LOQ: Why was there a border around the mountain?

Answer: To keep the people from the Lord.

LOQ: If the people crossed over and touched the mountain, what did God say would happen?

Answer: They would be killed by stoning or being shot with an arrow.

LOQ: Why would they be killed?

Answer: Because God is completely holy, absolutely pure. No sin is found in Him. Is that true of man? No. [Read Romans 3:23.] The reason for the border that separated God from man was God's holiness and man's sinfulness.

LOQ: How do you need to be more consecrated in your life? What is an area in which you are trying to please God more?

Answer: [Teachers can participate in this question too. It can be an excellent opportunity for teachers to share what practical steps they are taking to put on the nature of Christ and live in the truth of the death of their sin nature. One or two students should be able to follow the teacher's example.]

LOQ: What were the ways that God revealed His presence?

Answer: God revealed His presence through thunder and lightning, a thick cloud, a loud trumpet, smoke, and fire. The mountain quaked violently, and God spoke to Moses. This reveals an awesome, incredible, indescribable God. If you were standing with the Israelites and saw and heard this, what would your response be? In verse 16, the Israelites trembled. They shook for fear because they had never seen any thing like this before. It is a fearful thing to be in the presence of the living God. They were now prepared to receive the Ten Commandments, which we will study next week.

Summary

Exodus 19:5–6 are some of the most important verses in the book of Exodus. God rescued Israel to make them His treasured possession. Israel was given the special privilege of being cherished by God and bringing Him glory among the nations. The Israelites were required to strive to obey God's Word with their whole heart. God's commands were to be more precious to them than their own selfish desires. God wanted them to know the seriousness of entering into a covenant with Him. He revealed that seriousness by giving them time to prepare their hearts, by warning them not to touch the mountain, and by powerfully descending upon the mountain. The people were rightly terrified.

Application

When we become Christians, we still need to fear God. God is awesome and powerful and holy; He hates sin and cannot let it into His presence. Because Jesus, God the Son, has been punished for the believer's sins, the believer has the special privilege of being God's treasure. We represent God on earth by being His holy nation and His kingdom of priests. The believer will demonstrate his special status as God's treasure by obeying His voice and keeping His word. Ignoring God's command demonstrates a lack of love and respect for the holy God. Is there a sin in your life you have been ignoring? What steps are you going to take to obey God's Word?



Presentation Ideas

A Beka Book Flash-A-Cards

Use appropriate A Beka Book Flash-A-Cards with the lesson.



Betty Lukens Flannelgraph

Use appropriate flannelgraph pieces with the lesson.



Priests and a Holy Nation

Materials: two paper-towel tubes, a small funnel, spray adhesive, gold spray-paint, newspaper, two cookie sheets

Directions: Before class, spread a small amount of sand evenly on newspaper. Spray the two paper-towel rolls with adhesive and roll them in the sand, coating them thoroughly. Allow the glue to dry. Spray one of the sand-covered tubes with gold spray-paint. Gather the rest of the sand to use on Sunday.

During class, pour sand into one of the cookie sheets. Line the other cookie sheet with newspaper. Tell the students that this sand represents all the people of the world. God owns them all. In the book of Exodus, God took some of the people and wanted to make them a special possession. Gather some of the sand and put it into the lined cookie sheet. Carefully and lightly spray the sand with gold spray paint. Tell the students that God wanted the people to be holy. That means they were supposed to be different from the rest of the people. God wanted them to stop sinning and to love Him more than anything else. Pull out the tube covered with gold sand. God wanted the people to be a kingdom of priests as well. A priest stood between God and man. A priest helped other people know about God. Hold up the straw and place the funnel into the top. God wanted the rest of the world to know about Him. Pick up more sand and pour it through the funnel and into the second cookie sheet. Not only were they supposed to be holy, but they were to help others know God. Listen to the Bible lesson today and hear what God wanted the people of Israel to do.



Symbols of the Covenant

Pass out a copy of the work sheet to each student. Make a copy on an overhead transparency to take notes on during the lesson. As you teach through the passage, write the following phrases by each symbol:

Treasure Box (Ex. 19:5–6)

1. Kingdom of priests
2. Holy nation

Scroll—Two conditions to the covenant (Ex. 19:5)

1. Obey His voice
2. Keep His covenant

Mouth—Israel's Response (Ex. 19:8)

"All that the LORD has spoken we will do"

To-Do List—Three-Day Preparation (Ex. 19:11–15)

1. Wash clothes
2. Refrain from marital relations
3. Prepare hearts to see God

Cloud—Signs of God’s presence and awesome power (Ex. 16:10)

1. Thunder and lightning (Ex. 19:16)
2. Thick cloud (Ex. 19:16)
3. Loud trumpets (Ex. 19:16)
4. Fire (Ex. 13:21; 14:24)
5. Smoke (Ex. 19:18)
6. Quaking (Ex. 19:16)

Praise and Worship

Holy, Holy

Holy, Holy, Holy

O-B-E-D-I-E-N-C-E

Seek Ye First

Trust and Obey

PRACTICE THE TRUTH

“That they may set their hope in God, and not forget the works of God, but keep His commandments” (Psalm 78:7).

Choose ideas from this section to review and apply the truths of the Bible lesson.



The Fear of God

The fear of God is more than reverence. It is being more afraid of Him than of anything else. Bring pictures of (or simply discuss) various things people are afraid of (spiders, sharks, tigers, fierce dogs, bad people, the dark, etc.). Talk about the things we do to be less afraid (put dogs on leashes, put tigers in cages, have lights to replace darkness, prisons to contain criminals, etc.). We should fear God more than anyone or anything else in the world because He is stronger than any of these things. Fearing God should not make us want to avoid Him but should make us want to obey Him (Ex. 20:20).



Shoe-Box Treasure Chest

The idea behind the shoe-box treasure chest is to illustrate to the students that God’s children are treasures to Him. The items in the box illustrate what God’s people have been called to be. In Exodus 19 God’s people are called “a kingdom of priests and a holy nation.” Exodus 19:5–6 says, “Now therefore, if you will indeed obey My voice and keep My covenant, then you shall be a special treasure to me above all people; for the earth is Mine. And you shall be to Me a kingdom of priests and a holy nation. These are the words which you shall speak to the children of Israel.” (Also see 1 Peter 2:9 regarding the redeemed.)

Object 1: Mirror—God’s children reflect His glory.

Object 2: Flashlight—God’s children are lights in the world shining
God’s good news.

Object 3: White cloth—God’s children are called to be holy.



Object 4: Pencil—Israel wrote down God’s Word.

Remove each item from the chest and ask the students how that object is used. Tie each of those actions to actions that should be done by believers as a holy nation and a kingdom of priests.

Mount Sinai Diamante

Reread the most descriptive part of God’s presence being displayed at Mount Sinai (Ex. 19:16–20). Lead the class to list words under each category to describe the events taking place to show God’s awesome power, and take notes on the board. Some examples are provided below.

Verbs	Nouns	Adjectives
heeding	cloud	loud
thundering	smoke	thick
trembling	fire	complete
descending	trumpet	long
warning	third day	fearful
fearing	voice	furnace-like
consecrating	boundary	whole
obeying	Moses	
keeping	Israel	
blasting	Aaron	
sounding	priest	
quaking	lightning	
washing		
preparing		

After making the three lists, pass out a copy of the diamante work sheet, located at the back of this lesson, to each student. Have students choose the words they like best from the word lists the class brainstormed together and write their own poem. Students should write the words in the proper location as indicated by the labels on the diamante. If desired, the students can write a final draft on a blank diamond, cut it out, glue it to a colored piece of construction paper, and draw pictures around their poems.



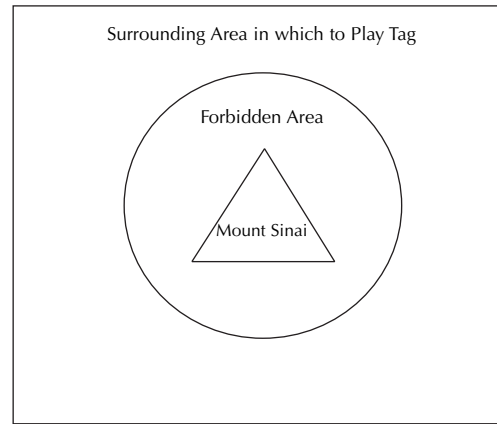
“God Reveals Himself on Mount Sinai”

Use this work sheet to reinforce the key truths of this week’s lesson. The work sheet is located at the back of the lesson.



Holy Boundary (Exodus 19:12)

Take the class outside to a large play area. Use sidewalk chalk or tape to make a large circle around a triangle to represent the boundary around Mount Sinai. Place cones on four corners to establish a square boundary outside the circle inside of which to conduct the game of tag. Choose your favorite type of tag to play with the class (e.g., freeze tag, tunnel tag). Explain the regular rules for the game and then add one important rule: Students may not cross the line surrounding Mount Sinai for any reason! If students accidentally cross the boundary, or even touch the circular line, they are permanently out of the game. Establish an area where students must sit if they cross the forbidden boundary.



Journal Page: "God's Presence"

Give each student a copy of the journal page at the back of this lesson. The students can work on the page individually, in small groups, or at home.

Coloring Sheets

Give each student a copy of the coloring sheets at the back of this lesson. The students can color the pages in class or at home.



MEMORY VERSE

"You shall not commit adultery" (Exodus 20:14).


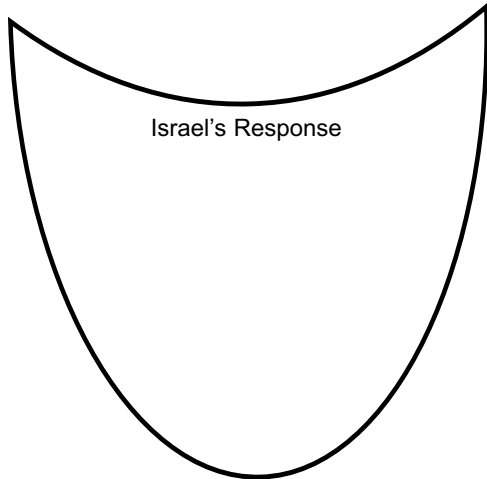

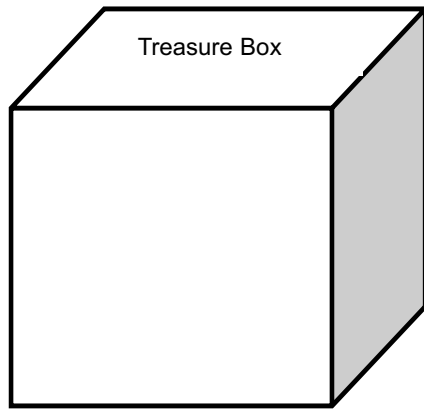


Seventh Commandment

If you have decided to assemble the Ten Commandments as you go through them, post the seventh commandment on the wall under the sixth. We live in a world that has completely disregarded God's seventh commandment: "You shall not commit adultery." Adultery is defined as any wrong or improper relationship between a married person and someone who is not that person's spouse. But this sin can also be committed in one's heart. Jesus taught that if anyone has wrong thoughts about another person, that person has committed adultery in his heart (Matt. 5:28). To apply this concept to the students, teachers should ask the students how their moms and dads show love to each other. Some will likely talk about how their parents hug and kiss to show love. Discuss how that is good for parents to do, but only with each other, not with others. Discuss proper ways to show love to one another and that the love between a mom and dad is different from all other relationships.

Symbols of the Covenant

Exodus 19



Description of Mount Sinai Diamante



God

Reveals Himself
on **Mount Sinai**



Exodus 19

Name _____

1. What is a covenant? _____

2. What did God promise the Israelites if they obeyed His voice and kept His covenant?

3. What steps did the Israelites have to take to prepare themselves for the Lord's presence? _____

4. What would happen if someone touched the base of Mount Sinai?

5. Describe what happened when the Lord descended upon Mount Sinai.

God's Presence

Are you sometimes afraid? Would you be able to stand in the presence of God as the Israelites did in today's Bible story? Read Hebrews 12:18–19. Why do you not have to be afraid to stand in God's presence?

Draw a picture that tells the story of the Israelites at the mountain. Here are some words and phrases to help you: *burned with fire, blackness and darkness, tempest, the sound of a trumpet, the voice of words, exceedingly afraid, and trembling.*

God's Presence

Are you sometimes afraid? Would you be able to stand in the presence of God as the Israelites did in today's Bible story? Read Hebrews 12:18–19. Why do you not have to be afraid to stand in God's presence?

Draw a picture that tells the story of the Israelites at the mountain. Here are some words and phrases to help you: *burned with fire, blackness and darkness, tempest, the sound of a trumpet, the voice of words, exceedingly afraid, and trembling.*

How can you come into God's presence through Christ?

Draw a picture that tells the story of how you can come into God's presence through Christ.

How can you come into God's presence through Christ?

Draw a picture that tells the story of how you can come into God's presence through Christ.



**“And the LORD said to Moses, ‘Behold, I come to you in the thick cloud, that the people may hear when I speak with you, and believe you forever’”
(Exodus 19:9).**



“Now Mount Sinai was completely in smoke, because the LORD descended upon it in fire. Its smoke ascended like the smoke of a furnace, and the whole mountain quaked greatly” (Exodus 19:18).

